



# BOAT TRAILER CATALOGUE VOL 13



# Galvanised Finish

All our steel frames and accessories are hot dipped galvanised. Hot-dip galvanising is a corrosion protection method that offers a range of significant benefits.

This process involves immersing steel or iron components in molten zinc, creating a durable and long-lasting zinc-iron alloy coating.

One of the primary advantages is exceptional corrosion resistance, as the zinc coating acts as a sacrificial barrier, preventing rust and corrosion from reaching the underlying metal.

Hot-dip galvanising also provides excellent durability, with a lifespan that can exceed many years in many environments, making it a cost-effective choice for long-term projects.

This process is environmentally friendly, as it utilizes a natural material (zinc) and reduces the need for frequent maintenance and replacement, contributing to sustainability in various industries, including construction, transportation, and infrastructure.

# Powder Coated Finish

Powder coating is a finishing process used to apply a durable and protective layer of colour and texture to various metal and sometimes non-metal surfaces.

It involves electrostatically charging dry powder particles and then spraying them onto the object to be coated, which is typically prepped and cleaned.

The charged powder adheres to the object's surface and is then cured in an oven, where it melts and forms a smooth, even, and resilient coating that resists chipping, corrosion, and fading.

Powder coating offers a wide range of colours and finishes, making it a popular choice for automotive parts, appliances, furniture, and various industrial and consumer products.



# CONTENTS

<u>Finish</u>	<b>2</b>
<u>Tinny</u>	<b>4</b>
<u>Tinny - Heavy Duty</u>	<b>6</b>
<u>Fibreglass GSL</u>	<b>8</b>
<u>Fibreglass GSH</u>	<b>10</b>
<u>Polycraft</u>	<b>12</b>
<u>Ultraroller</u>	<b>14</b>
<u>Easyloader</u>	<b>16</b>
<u>Pontoon &amp; Catamaran</u>	<b>18</b>
<u>Jetski</u>	<b>20</b>
<u>Custom Trailers</u>	<b>21</b>
<u>Trailer Upgrades</u>	<b>34</b>
<u>Parts</u>	<b>38</b>
Couplings	38
Guards	38
Jockey Wheels	38,39
Lights & Plugs	39
Skids	40
Winch & Accessories	41
Roller Brackets	42,43
Rollers	44,45
Spare Wheel Carriers	46
Wheels	46
Walkway	46
<u>Warranty</u>	<b>47</b>

# TINNY



## 3.4

PART NUMBER	BOAT SIZE APPROX	TRAILER LENGTH O/A	TRAILER WIDTH O/A	WIDTH INSIDE GUARDS	ATM KG	
TSL3.4	3.4m/11ft	4000	1666	1200	450	

## 3.7

PART NUMBER	BOAT SIZE APPROX	TRAILER LENGTH O/A	TRAILER WIDTH O/A	WIDTH INSIDE GUARDS	ATM KG	
TSL3.7	3.7m/12ft	4300	1860	1400	450	

## 4.0

PART NUMBER	BOAT SIZE APPROX	TRAILER LENGTH O/A	TRAILER WIDTH O/A	WIDTH INSIDE GUARDS	ATM KG	
TSL4.0	4.0m/13ft	4600	1860	1400	750	

## 4.3

PART NUMBER	BOAT SIZE APPROX	TRAILER LENGTH O/A	TRAILER WIDTH O/A	WIDTH INSIDE GUARDS	ATM KG	
TSL4.3	4.3m/14ft	4900	1860	1400	750	

### Standard Trailer Upgrades - Frames

- C Channel Chassis
- Mesh Infills
- Checkerplate Infills (Steel/Alloys)
- Welded Walkways
- Welded Keel Roller Racks (various sizes)

### Standard Trailer Upgrades - Accessories

- Spare Wheel and Bracket
- Wheel Upgrades i.e. 13" to 14"
- Jerry Can Holders
- Cargo Carrier
- Guide Poles



# TINNY

## 4.5

PART NUMBER	BOAT SIZE APPROX	TRAILER LENGTH O/A	TRAILER WIDTH O/A	WIDTH INSIDE GUARDS	ATM KG	
TSL4.5	4.5m/15ft	5100	1860	1410	750	

## 4.5B

PART NUMBER	BOAT SIZE APPROX	TRAILER LENGTH O/A	TRAILER WIDTH O/A	WIDTH INSIDE GUARDS	ATM KG	
TSL4.5B	4.5m/15ft	5100	1930	1480	1000	

## 4.8B

PART NUMBER	BOAT SIZE APPROX	TRAILER LENGTH O/A	TRAILER WIDTH O/A	WIDTH INSIDE GUARDS	ATM KG	
TSL4.8B	4.8m/16ft	5400	2080	1630	1000	

## 5.1B

PART NUMBER	BOAT SIZE APPROX	TRAILER LENGTH O/A	TRAILER WIDTH O/A	WIDTH INSIDE GUARDS	ATM KG	
TSL5.1B	5.1m/17ft	5700	2080	1630	1200	

**Standard Trailer Models Include:** Plastic Guards, Jockey Wheel, Winch, Alloy Mag Wheels



# TINNY - HEAVY DUTY



## 5.2B

PART NUMBER	BOAT SIZE APPROX	TRAILER LENGTH O/A	TRAILER WIDTH O/A	WIDTH INSIDE GUARDS	ATM KG	
TSH5.2B	5.2m/17ft	6000	2080	1630	1450	

## 5.5B

PART NUMBER	BOAT SIZE APPROX	TRAILER LENGTH O/A	TRAILER WIDTH O/A	WIDTH INSIDE GUARDS	ATM KG	
TSH5.5B	5.5m/18ft	6300	2080	1630	1450	

## 5.8TB

PART NUMBER	BOAT SIZE APPROX	TRAILER LENGTH O/A	TRAILER WIDTH O/A	WIDTH INSIDE GUARDS	ATM KG	
TSH5.8TB	5.8m/19ft	6600	2080	1630	2000	

## 6.1TB

PART NUMBER	BOAT SIZE APPROX	TRAILER LENGTH O/A	TRAILER WIDTH O/A	WIDTH INSIDE GUARDS	ATM KG	
TSH6.1TB	6.1m/20ft	6900	2080	1630	2000	

### Standard Trailer Upgrades - Frames

- C Channel Chassis
- Mesh Infills
- Checkerplate Infills (Steel/Alloys)
- Welded Walkways
- Welded Keel Roller Racks (various sizes)

### Standard Trailer Upgrades - Accessories

- Spare Wheel and Bracket
- Wheel Upgrades i.e. 13" to 14"
- Jerry Can Holders
- Cargo Carrier
- Guide Poles

# TINNY - HEAVY DUTY

**6.4TB**

PART NUMBER	BOAT SIZE APPROX	TRAILER LENGTH O/A	TRAILER WIDTH O/A	WIDTH INSIDE GUARDS	ATM KG	
TSH6.4TB	6.4m/21ft	7200	2080	1630	2000	

**Standard Trailer Models Include:** Plastic Guards, Jockey Wheel, Winch, Alloy Mag Wheels





# FIBREGLASS - GSL



## 3.4

PART NUMBER	BOAT SIZE APPROX	TRAILER LENGTH O/A	TRAILER WIDTH O/A	WIDTH INSIDE GUARDS	ATM KG	
GSL3.4	3.4	3600	1666	1210	450	

## 3.7

PART NUMBER	BOAT SIZE APPROX	TRAILER LENGTH O/A	TRAILER WIDTH O/A	WIDTH INSIDE GUARDS	ATM KG	
GSL3.7	3.7	4000	1666	1410	450	

## 4.0

PART NUMBER	BOAT SIZE APPROX	TRAILER LENGTH O/A	TRAILER WIDTH O/A	WIDTH INSIDE GUARDS	ATM KG	
GSL4.0	4.0	4300	1860	1410	750	

## 4.3

PART NUMBER	BOAT SIZE APPROX	TRAILER LENGTH O/A	TRAILER WIDTH O/A	WIDTH INSIDE GUARDS	ATM KG	
GSL4.3	4.3	4600	1860	1410	750	

### Standard Trailer Upgrades - Frames

- C Channel Chassis
- Mesh Infills
- Checkerplate Infills (Steel/Alloys)
- Welded Walkways
- Welded Keel Roller Racks (various sizes)

### Standard Trailer Upgrades - Accessories

- Spare Wheel and Bracket
- Wheel Upgrades i.e. 13" to 14"
- Jerry Can Holders
- Cargo Carrier
- Guide Poles



# FIBREGLASS - GSL

## 4.5

PART NUMBER	BOAT SIZE APPROX	TRAILER LENGTH O/A	TRAILER WIDTH O/A	WIDTH INSIDE GUARDS	ATM KG	
GSL4.5	4.5	4900	1860	1410	750	

## 4.8B

PART NUMBER	BOAT SIZE APPROX	TRAILER LENGTH O/A	TRAILER WIDTH O/A	WIDTH INSIDE GUARDS	ATM KG	
GSL4.8B	4.8	5100	1860	1410	1000	

## 5.1B

PART NUMBER	BOAT SIZE APPROX	TRAILER LENGTH O/A	TRAILER WIDTH O/A	WIDTH INSIDE GUARDS	ATM KG	
GSL5.1B	5.1	5400	2080	1630	1000	

**Standard Trailer Models Include:** Plastic Guards, Jockey Wheel, Winch, Alloy Mag Wheels



# FIBREGLASS - GSH



## 5.2B

PART NUMBER	BOAT SIZE APPROX	TRAILER LENGTH O/A	TRAILER WIDTH O/A	WIDTH INSIDE GUARDS	ATM KG	
GSH5.2B	5.2HD	5800	2080	1630	1450	

## 5.5B

PART NUMBER	BOAT SIZE APPROX	TRAILER LENGTH O/A	TRAILER WIDTH O/A	WIDTH INSIDE GUARDS	ATM KG	
GSH5.5B	5.5	6000	2080	1630	1450	

## 5.8TB

PART NUMBER	BOAT SIZE APPROX	TRAILER LENGTH O/A	TRAILER WIDTH O/A	WIDTH INSIDE GUARDS	ATM KG	
GSH5.8TB	5.8	6300	2080	1630	2000	

## 6.1TB

PART NUMBER	BOAT SIZE APPROX	TRAILER LENGTH O/A	TRAILER WIDTH O/A	WIDTH INSIDE GUARDS	ATM KG	
GSH6.1TB	6.1	6600	2080	1630	2000	

### Standard Trailer Upgrades - Frames

- C Channel Chassis
- Mesh Infills
- Checkerplate Infills (Steel/Alloys)
- Welded Walkways
- Welded Keel Roller Racks (various sizes)

### Standard Trailer Upgrades - Accessories

- Spare Wheel and Bracket
- Wheel Upgrades i.e. 13" to 14"
- Jerry Can Holders
- Cargo Carrier
- Guide Poles

# FIBREGLASS - GSH

**6.4TB**

PART NUMBER	BOAT SIZE APPROX	TRAILER LENGTH O/A	TRAILER WIDTH O/A	WIDTH INSIDE GUARDS	ATM KG	
GSH6.4TB	6.4	6900	2080	1630	2000	

**Standard Trailer Models Include:** Plastic Guards, Jockey Wheel, Winch, Alloy Mag Wheels





# POLYCRAFT



**3.0**

PART NUMBER	BOAT SIZE APPROX	TRAILER LENGTH O/A	TRAILER WIDTH O/A	WIDTH INSIDE GUARDS	ATM KG	
POLY3.0	3.0m/10ft	3600	1930	1480	450	

**4.1**

PART NUMBER	BOAT SIZE APPROX	TRAILER LENGTH O/A	TRAILER WIDTH O/A	WIDTH INSIDE GUARDS	ATM KG	
POLY4.1	4.1m/13.5ft	5100	2130	1680	750	

**4.5**

PART NUMBER	BOAT SIZE APPROX	TRAILER LENGTH O/A	TRAILER WIDTH O/A	WIDTH INSIDE GUARDS	ATM KG	
POLY4.5	4.5m/15ft	5500	2060	1610	750	

**4.5B**

PART NUMBER	BOAT SIZE APPROX	TRAILER LENGTH O/A	TRAILER WIDTH O/A	WIDTH INSIDE GUARDS	ATM KG	
POLY4.5B	4.5m/15ft	5500	2130	1680	1000	

### Standard Trailer Upgrades - Frames

- C Channel Chassis
- Mesh Infills
- Checkerplate Infills (Steel/Alloys)
- Welded Walkways
- Welded Keel Roller Racks (various sizes)

### Standard Trailer Upgrades - Accessories

- Spare Wheel and Bracket
- Wheel Upgrades i.e. 13" to 14"
- Jerry Can Holders
- Cargo Carrier
- Guide Poles

# POLYCRAFT

## 4.8B

PART NUMBER	BOAT SIZE APPROX	TRAILER LENGTH O/A	TRAILER WIDTH O/A	WIDTH INSIDE GUARDS	ATM KG	
POLY4.8B	4.8m/16ft	5700	2170	1720	1200	

## 5.3B

PART NUMBER	BOAT SIZE APPROX	TRAILER LENGTH O/A	TRAILER WIDTH O/A	WIDTH INSIDE GUARDS	ATM KG	
POLY5.3B	5.3m/17.5ft	6300	2430	1980	1500	

## 5.3TB

PART NUMBER	BOAT SIZE APPROX	TRAILER LENGTH O/A	TRAILER WIDTH O/A	WIDTH INSIDE GUARDS	ATM KG	
POLY5.3TB	5.3m/17.5ft	6300	2430	1980	2000	

## 5.9TB

PART NUMBER	BOAT SIZE APPROX	TRAILER LENGTH O/A	TRAILER WIDTH O/A	WIDTH INSIDE GUARDS	ATM KG	
POLY5.9TB	5.9m/19ft	7100	2430	1980	2000	

## 5.9THB

PART NUMBER	BOAT SIZE APPROX	TRAILER LENGTH O/A	TRAILER WIDTH O/A	WIDTH INSIDE GUARDS	ATM KG	
POLY5.9THB	5.9m/19ft	7100	2430	1980	2400	

**Standard Trailer Models Include:** Plastic Guards, Jockey Wheel, Winch, Alloy Mag Wheels

# ULTRA ROLLER



## 4.8B

PART NUMBER	BOAT SIZE APPROX	TRAILER LENGTH O/A	TRAILER WIDTH O/A	WIDTH INSIDE GUARDS	ATM KG	
UR4.8B	4.8HD	5800	2080	1630	1450	

## 5.2B

PART NUMBER	BOAT SIZE APPROX	TRAILER LENGTH O/A	TRAILER WIDTH O/A	WIDTH INSIDE GUARDS	ATM KG	
UR5.2B	5.2HD	5800	2080	1630	1450	

## 5.5B

PART NUMBER	BOAT SIZE APPROX	TRAILER LENGTH O/A	TRAILER WIDTH O/A	WIDTH INSIDE GUARDS	ATM KG	
UR5.5B	5.5	6000	2080	1630	1450	

## 5.8B

PART NUMBER	BOAT SIZE APPROX	TRAILER LENGTH O/A	TRAILER WIDTH O/A	WIDTH INSIDE GUARDS	ATM KG	
UR5.8B	5.8	6300	2080	1630	1450	

### Standard Trailer Upgrades - Frames

- C Channel Chassis
- Mesh Infills
- Checkerplate Infills (Steel/Alloys)
- Welded Walkways
- Welded Keel Roller Racks (various sizes)

### Standard Trailer Upgrades - Accessories

- Spare Wheel and Bracket
- Wheel Upgrades i.e. 13" to 14"
- Jerry Can Holders
- Cargo Carrier
- Guide Poles



# ULTRA ROLLER

## 6.1TB

PART NUMBER	BOAT SIZE APPROX	TRAILER LENGTH O/A	TRAILER WIDTH O/A	WIDTH INSIDE GUARDS	ATM KG	
UR6.1TB	6.1	6600	2080	1630	2000	

## 6.4TB

PART NUMBER	BOAT SIZE APPROX	TRAILER LENGTH O/A	TRAILER WIDTH O/A	WIDTH INSIDE GUARDS	ATM KG	
UR6.4TB	6.4	6900	2080	1630	2000	

**Standard Trailer Models Include:** Plastic Guards, Jockey Wheel, Winch, Alloy Mag Wheels



# EASY LOADER



## 4.8B

PART NUMBER	BOAT SIZE APPROX	TRAILER LENGTH O/A	TRAILER WIDTH O/A	WIDTH INSIDE GUARDS	ATM KG	
EL4.8B	4.8HD	5800	2080	1630	1450	

## 5.2B

PART NUMBER	BOAT SIZE APPROX	TRAILER LENGTH O/A	TRAILER WIDTH O/A	WIDTH INSIDE GUARDS	ATM KG	
EL5.2B	5.2m/17ft	6000	2080	1630	1450	

## 5.5B

PART NUMBER	BOAT SIZE APPROX	TRAILER LENGTH O/A	TRAILER WIDTH O/A	WIDTH INSIDE GUARDS	ATM KG	
EL5.5B	5.5m/18ft	6300	2080	1630	1450	

## 5.8B

PART NUMBER	BOAT SIZE APPROX	TRAILER LENGTH O/A	TRAILER WIDTH O/A	WIDTH INSIDE GUARDS	ATM KG	
EL5.8B	5.8m/19ft	6600	2080	1630	1450	

### Standard Trailer Upgrades - Frames

- C Channel Chassis
- Mesh Infills
- Checkerplate Infills (Steel/Alloys)
- Welded Walkways
- Welded Keel Roller Racks (various sizes)

### Standard Trailer Upgrades - Accessories

- Spare Wheel and Bracket
- Wheel Upgrades i.e. 13" to 14"
- Jerry Can Holders
- Cargo Carrier
- Guide Poles

# EASY LOADER

## 6.1TB

PART NUMBER	BOAT SIZE APPROX	TRAILER LENGTH O/A	TRAILER WIDTH O/A	WIDTH INSIDE GUARDS	ATM KG	
EL6.1TB	6.1m/20ft	6900	2080	1630	2000	

## 6.4TB

PART NUMBER	BOAT SIZE APPROX	TRAILER LENGTH O/A	TRAILER WIDTH O/A	WIDTH INSIDE GUARDS	ATM KG	
EL6.4TB	6.4m/21ft	7200	2080	1630	2000	

**Standard Trailer Models Include:** Plastic Guards, Jockey Wheel, Winch, Alloy Mag Wheels





# PONTOON & CATAMARAN TRAILERS



## 20TB

PART NUMBER	BOAT SIZE APPROX	TRAILER LENGTH O/A	TRAILER WIDTH O/A	WIDTH INSIDE GUARDS	ATM KG
PON20TB TWIN HULL	20'	8000	2430	1970	2000
PON20TB TRI HULL	20'	8000	2430	1970	2000

## 22TB

PART NUMBER	BOAT SIZE APPROX	TRAILER LENGTH O/A	TRAILER WIDTH O/A	WIDTH INSIDE GUARDS	ATM KG
PON22TB TWIN HULL	22'	8600	2430	1970	2000
PON22TB TRI HULL	22'	8600	2430	1970	2000

## 25TB

PART NUMBER	BOAT SIZE APPROX	TRAILER LENGTH O/A	TRAILER WIDTH O/A	WIDTH INSIDE GUARDS	ATM KG
PON25TB TWIN HULL	25'	9500	2430	1970	2000
PON25TB TRI HULL	25'	9500	2430	1970	2000

## 26THB

PART NUMBER	BOAT SIZE APPROX	TRAILER LENGTH O/A	TRAILER WIDTH O/A	WIDTH INSIDE GUARDS	ATM KG
PON26TB TWIN HULL	26'	9800	2430	1970	3000
PON26TB TRI HULL	26'	9800	2430	1970	3000

### Standard Trailer Upgrades - Frames

- C Channel Chassis
- Mesh Infills
- Checkerplate Infills (Steel/Alloys)
- Welded Walkways
- Welded Keel Roller Racks (various sizes)

### Standard Trailer Upgrades - Accessories

- Spare Wheel and Bracket
- Wheel Upgrades i.e. 13" to 14"
- Jerry Can Holders
- Cargo Carrier
- Guide Poles

# PONTOON & CATAMARAN TRAILERS



## 28THB

PART NUMBER	BOAT SIZE APPROX	TRAILER LENGTH O/A	TRAILER WIDTH O/A	WIDTH INSIDE GUARDS	ATM KG
PON28THB TWIN HULL	28'	10,400	2430	1970	3000
PON28THB TRI HULL	28'	10,400	2430	1970	3000

## 30THB

PART NUMBER	BOAT SIZE APPROX	TRAILER LENGTH O/A	TRAILER WIDTH O/A	WIDTH INSIDE GUARDS	ATM KG
PON30THB TWIN HULL	30'	11,000	3430	1970	3000
PON30THB TRI HULL	30'	11,000	3430	1970	3000

**Standard Trailer Models Include:** Plastic Guards, Jockey Wheel, Winch, Alloy Mag Wheels



# JETSKI



## SPARK

PART NUMBER	BOAT SIZE APPROX	TRAILER LENGTH O/A	TRAILER WIDTH O/A	WIDTH INSIDE GUARDS	ATM KG	
JSKM-SPARK	SPARK	3500	1510	1050	450	

## SINGLE JET SKI

PART NUMBER	BOAT SIZE APPROX	TRAILER LENGTH O/A	TRAILER WIDTH O/A	WIDTH INSIDE GUARDS	ATM KG	
JSKM-7R	J/SKI	4500	1660	1200	750	

## TANDEM JET SKI

PART NUMBER	BOAT SIZE APPROX	TRAILER LENGTH O/A	TRAILER WIDTH O/A	WIDTH INSIDE GUARDS	ATM KG	
JSKM-D6R-TB	J/SKI x2	4700	2500	1970	2000	

### Standard Trailer Upgrades - Frames

- C Channel Chassis
- Mesh Infills
- Checkerplate Infills (Steel/Alloys)
- Welded Walkways
- Welded Keel Roller Racks (various sizes)

### Standard Trailer Upgrades - Accessories

- Spare Wheel and Bracket
- Wheel Upgrades i.e. 13" to 14"
- Jerry Can Holders
- Cargo Carrier
- Guide Poles

**Standard Trailer Models Include:** Plastic Guards, Jockey Wheel, Winch, Alloy Mag Wheels





# CUSTOM TRAILERS

Discover a world of custom build options tailored to your needs. With our technical expertise and commitment to quality, we work with you to bring your ideas to life in every trailer we create.



CUSTOM TRAILER EXPERTS



















































## MOTORBIKE RAMPS

TRAILER PREMIUM UPGRADES



## WIDE BODY




**MESH INFILL**



**TRAILER PREMIUM UPGRADES**



**CHECKERPLATE INFILL**







# JET SKI CARGO CARRIER WITH BASKET

TRAILER PREMIUM UPGRADES



## POWDER COAT





**C CHANNEL CHASSIS**





**COUPLINGS & HANDBRAKE GAL**



**2 HOLE / 3 HOLE**

1803A

2/3 Hole 2T 50mm



**2TN MECHANICAL**

1809A

50mm Override



**3.5TN ELECTRIC**

1818A

50mm with hand brake



**MARINE HAND BRAKE**

1819

1819A

819B

50mm

75mm

100mm

**GUARDS**



**PLASTIC BLACK**

PG6252B

13"

PG6253B

14"



**PLASTIC GUARD BRACKETS**

FGBRKT13PLL

13' Single Left

FGBRKT13PLR

13' Single Right

FGBRKT14PLL

14' Single Left

FGBRKT14PLR

14' Single Right

FGBRKT13TDPLL

13' Tandem Left

FGBRKT13TDPLR

13' Tandem Right



**MUD FLAPS**

MFBKBYWBL

Evolution Mud Flap

**JOCKEY WHEELS**



**JOCKEY WHEEL - WITH U BOLT CLAMPS**

R2112AC

6" 350kg Swivel

R2112A

6" 350kg Swivel Mag wheel

R2112HD

6" 750kg HD Swivel

R2124A

8" 350kg Swivel

R2124HD

8" 750kg HD Swivel

R2114UB

10" 350kg Swivel

R2110

6" Tandem wheel 680kg


## JOCKEY WHEEL ACCESSORIES



### WHEEL & HANDLE

2108HD	6" Mag wheel
2125A	8" Metal rim wheel
2129A	Jockey wheel handle

## LIGHTS & PLUGS



### TAIL LIGHTS

ELALEDKT4.8	Small LED 4.8m cable for Jet Ski ( No side markers)
ELALEDKT6.0	LED lights Kit 6m cable
ELALEDKT7.8	LED lights Kit 7.8m cable
4122LEDRH	LED Right Tail light Stop / Indicator with licence plate light ( No cable )
4122LEDLH	LED Left Tail light Stop / Indicator ( No cable ) 7 pin round female small

### REFLECTORS



4105	Amber Reflector
4105A	White Reflector

### SIDE MARKERS



4127CLED	Side clearance lamp Red/Amber 12/24V 58x35mm
4122LEDB	LED light amber
4122LEDC	LED light white

### PLUGS



4129	7 pin Flat
4140	7 pin Round large
4153	Plug adaptor 7 pin male flat to 7 pin round female small



## SKIDS

## METAL



SMTPE1.4	Metal Skid 1.4m with blue TPE
SMTPE1.5	Metal Skid 1.5m with blue TPE
SMTPE1.6	Metal Skid 1.6m with blue TPE
SMTPE1.8	Metal Skid 1.8m with blue TPE
SMTPE2.0	Metal Skid 2m with blue TPE
SMTPE2.2	Metal Skid 2.2m with blue TPE
SMTPE2.4	Metal Skid 2.4m with blue TPE
SMTPE2.6	Metal Skid 2.6m with blue TPE
SMTPE2.8	Metal Skid 2.8m with blue TPE
SMTPE2.9	Metal Skid 2.9m with blue TPE
SMTPE3.4	Metal Skid 3.4m with blue TPE

## BLUE PLANKS



SPFBL300	Skid plastic plank 300
PPRBL4070RSB1200	Plank Blue 40 x 70 x 1.2m Ribbed, top and bottom bent end (for 3.4 mtr)
PPRBL4070RSB1550	Plank Blue 40 x 70 x 1.5m Ribbed, top and bottom bent end (for 3.7 - 4.0 mtr SP)
PPRBL4070RSB1800	Plank Blue 40 x 70 x 1.8m Ribbed, top and bottom bent end (for 4.0 - 5.1 mtr LD)
PPRBL4070RSB2200	Plank Blue 40 x 70 x 2.2m Ribbed, top and bottom bent end (for 4.8 - 6.4 mtr HD)

## GUIDES ASSEMBLED



SKIDSHORT20P	Short Skid w/ yoke 300x20x20
SKIDSHORT40P	Short Skid w/ yoke 300x40x40
SKIDGUIDE20P	Skid Guides TPE Single Stem (pair) - does not include slide adjusters
SKIDGUIDEHD20P	Skid Guide HD Double Stem TPE (pair) - <i>*Does not include slide adjusters</i>

## SKIDS




PT2016	Skid strip - per mtr 50mm x 12mm/blue
--------	---------------------------------------

## WINCH & ACCESSORIES



### METAL

7120C	3:1 Winch w/ Strap 350kg
7124C	5:1 Winch w/Strap 700kg
7128C	10:1 Winch w/Strap 1000kg



### ASSEMBLED

WTPC7550JSKI	Jet Ski Winch Post & Top Complete W/Winch & Roller
WPOSTCDLXJSKI	Winch Post & top Dlx j/Ski complete with winch & roller (S Bend)

### WINCH POST



FWPOST505090	50x50x400mm 90deg GAL Suit 50mm
FWPOSTJSKIPOL	40x40x500mm Pol Ski GAL
FWPOST505020	50x50x550mm 20deg GAL Suit 50mm
FWPOST755020	75x50x550mm 20deg GAL Suit 50mm
FWPOST75502075	75x50x550mm 20deg GAL Suit 75mm
FWPOST755090	75x50x550mm 90deg GAL Suit 75mm
FWPOST1005020	100x50x750mm 20deg Suit 50mm drawbar
FWPOST100502075	100x50x750mm 20deg Suit 75mm drawbar
FWPOSTJSKITDM	Jet Ski Tandem S-Bend GAL



### WINCH POST TOP

FWTOP7550	75x50 suit 3:1 winch
FWPOST10050	100x50 winch suit 5:1 and 10:1 winch- boat



### END CAP

CAP404025	End Cap 40 X40
CAP5050	End Cap 50 x 50
CAP7550	End Cap 75 x 50
CAP100504063	End Cap 100 x 50



## ROLLER BRACKETS



## POST CLAMP

1454	Bolt on 3in clamp
1454B	Bolt on double clamp bracket



## YOKE 20mm SQUARE BAR SOLID

FYOKE2040200	20 x 200mm stem x 40mm U-bracket
FYOKE2040300	20 x 300mm stem x 40mm U-bracket
FYOKE2050200	20 x 200mm stem x 50mm U-bracket
FYOKE2050300	20 x 300mm stem x 50mm U-bracket



## YOKE 40mm SQUARE BAR HOLLOW

FYOKE4040220	40 x 220mm stem x 40mm U-bracket
FYOKE4040300	40 x 300mm stem x 40mm U-bracket
FYOKE4050220	40 x 220mm stem x 50mm U-bracket
FYOKE4050300	40 x 300mm stem x 50mm U-bracket
FYOKE4050OS300	40 x 300mm stem x 50mm Offset



## WOOD YOKE GAL 20mm SQUARE BAR

1402	20 x 200mm stem x 50mm U-bracket Angle
1401A	20 x 280mm stem x 50mm U-bracket Straight
1402A	20 x 300mm stem x 50mm U-bracket Straight



## ROLLER BRACKET STEM GAL

1446	Single stem suit 4in roller
1448	Double stem suit 6in roller
1449	Double stem suit 8in roller



## ROCKER ROLLER GAL

1449D	Suit 6in roller
1449C	Suit 8in roller

## ROLLER BRACKETS



### REAR TILT CRADLE

1454AC

Rear tilt Cradle GAL



### KEEL ROLLERS BLACK

RBKT4BKSS

4 Inch Soft black single stem

RBKT6BKDS

6 Inch Soft black double stem

RBKT8BKDS

8 Inch Soft black double stem



### ASSEMBLED KEEL ROLLERS BLUE

RBKT4BLSS

4 Inch Hard Blue single stem roller

RBKT6BLDS

6 Inch Hard Blue double stem roller

RBKT8BLDS

8 Inch Hard Blue double stem roller



### JETSKI

RBKT4KEELJSKM

4 Inch Single jetski keel roller assembled

RBKT4KEELDBL

4 Inch Double jetski keel roller assembled

RBKT4DLXWP

4 Inch Double jetski bow roller assembled



### BRACKETS

FBRKTJSKM4

4 Inch Single jetski keel roller

FBRKTTDM4

4 Inch Double jetski keel roller

FBRKTJSKIDLX

4 Inch Double jetski bow roller



**ROLLERS**



**BOW ROLLER END CAP**

RBKPEC13B  
RBLEC13B

70 x 27mm x 13mm bore black poly  
60 x 30mm x 13mm bore blue poly



**BOW**

RUBR4YL

4 Inch Yellow ultimate soft bow roller  
(suit poly trailers)  
Includes bolt, nut and washer



**FLAT BILGE BLACK**

1424F  
1427A  
1468

6 Inch x 17mm bore  
8 Inch x 21mm bore  
12 Inch x 25mm bore



**FLAT BILGE BLUE**

1427AC  
1427BL  
1468B

6 Inch x 17mm bore  
8 Inch x 21mm bore  
12 Inch x 25mm bore



**V BLOCK**

VBBK414B

4 Inch x 17mm bore black



**WOBBLE**

RGYWB54GYBK  
RGYWB54BL

3 Inch x 26mm bore Grey wobble roller  
22 x 110mm Black soft roller - each

## ROLLERS



### KEEL BLACK

RBKP4CC13B	4" keel soft concave roller for jet ski bore & keel
RBKP6CC17B	6" x 17mm bore
RBKP6CC17B5C	6" x 17mm bore self centering
RBKP6CR18B	6" x 18mm bore soft
RBKP8CR20B	8" x 20mm bore soft
RBKP12CC26B	12" x 26mm bore soft concave



### KEEL BLUE

RBL4DB13B	4" x 13mm bore hard
RBL6DB17B	6" x 17mm bore hard
RBL6DB17BSC	6" x 17mm bore self centering
RBL8DB20B	8" x 20mm bore hard
RBL8DB20BSC	8" x 21mm bore blue self centering
RBL12DB26B	12" x 26mm bore hard

## ACCESSORIES



### SPINDLES

OP053	Support suit 16mm suit 6" roller
OP054	Support suit 18mm suit 8" roller
OP055	Spindle Zinc 16mm x 145mm suit 4" roller
OP056	Zinc 16mm x 190mm suit 6" roller
OP058	Zinc 18mm x 235mm suit 8" roller

### FISH PLATE 8mm GAL



OPR008.1	2 hole fish plate - 13mm slot/slot x 75mm hole centre	
OPR029	2 hole fish plate - 13mm hole/slot x 75mm hole centre	
1419A	5 hole fish plate slotted - 13mm hole x 55mm & 65mm hole centre	

### SLIDE ADJUSTERS



SAD2550LD	25x50mm light duty for 20mm yoke inc fasteners	SAD5075HD	50x75mm heavy duty Single clamp for 40mm yoke including fasteners
SAD5050HD	50x50mm heavy duty Single clamp for 40mm yoke inc fasteners	SAD5075LD	50x75mm light duty for 20mm yoke inc fasteners
SAD5050LD	50x50mm light duty for 20mm yoke inc fasteners	SAD5075XHD	50x75mm x-heavy duty Double clamp for 40mm yoke
SAD5050XHD	50x50mm x-heavy duty Double clamp for 40mm yoke inc fasteners		

**ACCESSORIES**



**JERRY CAN HOLDER**

ACJERRYHLDR

Jerry can holder



**SPARE WHEEL CARRIER BRACKET**

R7143ID


45 degree multifit suits Ford, HT, LC6



**SPARE WHEEL CARRIER BRACKET**

ACSWB45F

Ford 45 degree angle



**SPARE WHEEL CARRIER BRACKET**

ACSWB90F

Ford straight

**WHEELS**

**RIM & TYRE**



845513RCT

165R13 Ford Alloy

845514RCT

185R14 Ford Alloy

845515RCT

215R15 Ford Alloy

8459DT

165R13 Multifit GAL

8402AT

185R14 Ford GAL

**WALKWAY**



ACWWWCS

Weld-in custom build  
SINGLE (custom build trailers ONLY)

ACWWWCD

Weld-in custom build  
DOUBLE (custom build trailers ONLY)

ACWW1802750

180mm width x 2750 length  
Inc U-bolts & 2 hole fish plates x 5  
(from 4.8HD to 6.4HD)



# WARRANTY

## Warranty Information

Warranty on purchase extends to the original purchaser only.

The warranty does not cover any person to whom the trailer is transferred.

All warranty claims are subject to the original owners proof of purchase and date of purchase and may be subject to delivery of the trailer and or parts to the original place of purchase or Evolutions factory at owners expense.

Evolution Trailers do not warrant a trailer used for commercial or off-road conditions or warrant that Evolution Trailers are suitable for a particular off road or commercial application. Unless specifically designed for this purpose on purchase.

## Warranty Periods

*Excluding bearings*

*General wear of galvanising as per industry standard not warranted*

<b>Parts</b>	<b>Galvanised Frame</b>
12 Months	5 Years
<i>Excluding bearings</i>	<i>General wear of galvanising as per industry standard not warranted</i>

## Collection Time Frames

Trailers are expected to be collected 1 week from completion otherwise storage costs may be incurred.

\*Due to our constant efforts to offer the finest products available, we reserve the right to change specifications and standard features without notice. Additionally, Images shown in the catalogue may also vary in appearance from time of printing.



## CONTACT US

Ph: 07 3807 9816  
orders@evotrailers.com  
www.evotrailers.com.au

16 Warehouse Circuit  
YATALA QLD 4207



All States Trailer Spares T/A  
Evolution Trailers since Nov 22

**ALL STATES**  
**TRAILER SPARES**